



# 2012-2013

JAN DEC

# FACT SHEET

## AS - MANAGEMENT


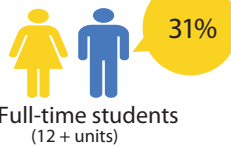
### NUMBER OF STUDENTS IN PROGRAM

Not Registered – 51

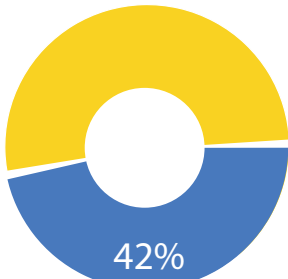
\* Total Students – 66  
(# of students declared major)



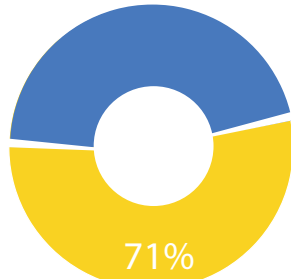
### STUDENT UNIT LOAD



### REGISTERED STUDENTS



\* # of registered students  
2012



\* # of registered students  
2013

Estimated change 2012 – 2013: 29%.

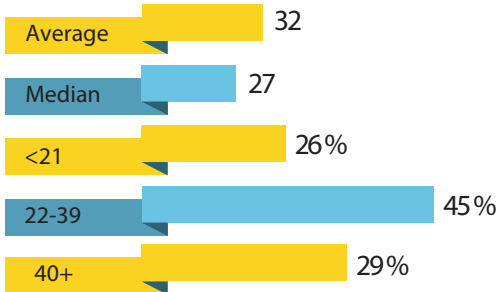
### COURSE SUCCESS RATE

Course	Term	Count							Percent			
		Enrolled On Census	Zero Unit	No Grade	Graded	Succeeded	W	F	No Grade	Success	W	F
MGMT1500	Spring 2013	30	0	0	30	15	8	7	0.0	50.0	26.7	23.3
MGMT1505	Fall 2012	24	0	0	24	10	8	4	0.0	41.7	33.3	16.7
MGMT1510	Fall 2012	24	0	0	24	23	0	1	0.0	95.8	0.0	4.2
MGMT1515	Fall 2012	34	0	0	34	26	5	3	0.0	76.5	14.7	8.8
MGMT1520	Spring 2013	30	0	0	30	29	0	1	0.0	96.7	0.0	3.3
MGMT1525	Spring 2013	31	0	0	31	30	0	1	0.0	96.8	0.0	3.2

• A 77% average total success rate.

### STUDENT DEMOGRAPHICS

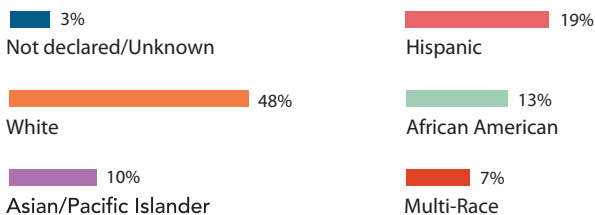
#### Age



#### Gender



#### Ethnicity



### DEGREES AND CERTIFICATES AWARDED



Associate degrees



20

Certificates

### JOB OUTLOOK (2013–2020)

Kern County	2013 Jobs	2020 Jobs	Change	% Change	2013 Median Hourly Wage
Billing & Posting Clerks	1,026	1,188	162	16%	\$15.72
Payroll & Timekeeping Clerks	594	671	77	13%	\$16.99
Bookkeeping & Auditing Clerks	2,871	3,304	433	15%	\$18.15
Tax Preparers	134	107	-27	-20%	\$23.93

- The median hourly wage in Kern County is \$18.70 – compare to the state is \$0.16 less.
- Outlook job growth on these occupations is steadily growing in Kern County.

#### Sources

- <sup>1</sup> Taft College Cognos IBM Database
- <sup>2</sup> Economic Modeling Specialists, Inc. [www.economicmodeling.com](http://www.economicmodeling.com)
- \* May not reflect accurate # of students in the program as students change majors
- \* Adding % of registered students for 2012-2013 will result in a duplicated registered count

