



2012-2013

JAN DEC

FACT SHEET

AS - CRIMINAL JUSTICE ADMIN

NUMBER OF STUDENTS IN PROGRAM

Not Registered – 528

* Total Students – 755
(# of students declared major)



STUDENT UNIT LOAD

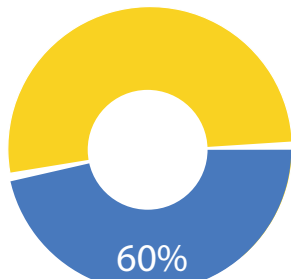


Full-time students
(12 + units)

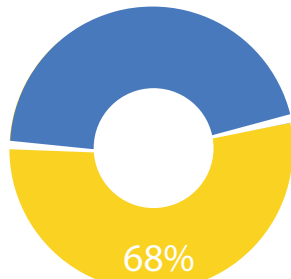


Part-time students
(<12 units)

REGISTERED STUDENTS



* # of registered students
2012



* # of registered students
2013

Estimated change 2012 – 2013: 8%.

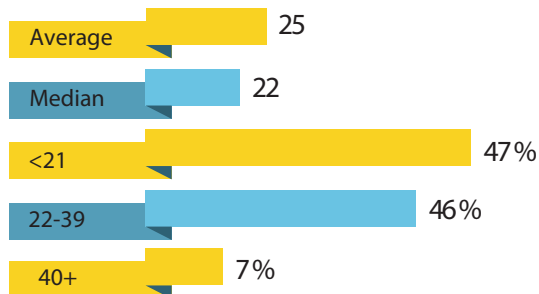
COURSE SUCCESS RATE

| Course | Term | Count | | | | | | Percent | | | | |
|----------|-------------|--------------------------|--------------|-------------|--------|-----------|---|---------|-------------|---------|------|------|
| | | Enrolled On Census | Zero Unit | No Grade | Graded | Succeeded | W | F | No Grade | Success | W | F |
| CJA 2102 | Fall 2012 | 31 | 0 | 0 | 31 | 23 | 2 | 4 | 0.0 | 74.2 | 6.5 | 12.9 |
| CJA 2103 | Fall 2012 | 34 | 0 | 0 | 34 | 22 | 2 | 8 | 0.0 | 64.7 | 5.9 | 23.5 |
| CJA 2104 | Spring 2012 | 31 | 0 | 0 | 31 | 24 | 0 | 5 | 0.0 | 77.4 | 0.0 | 16.1 |
| CJA 2105 | Spring 2013 | 22 | 0 | 0 | 22 | 12 | 8 | 2 | 0.0 | 54.5 | 36.4 | 9.1 |
| CJA 2112 | Fall 2012 | 28 | 0 | 0 | 28 | 23 | 2 | 2 | 0.0 | 82.1 | 7.1 | 7.1 |
| CJA 2131 | Spring 2013 | 15 | 0 | 0 | 15 | 8 | 4 | 3 | 0.0 | 53.3 | 26.7 | 20.0 |

• A 70% average total success rate.

STUDENT DEMOGRAPHICS

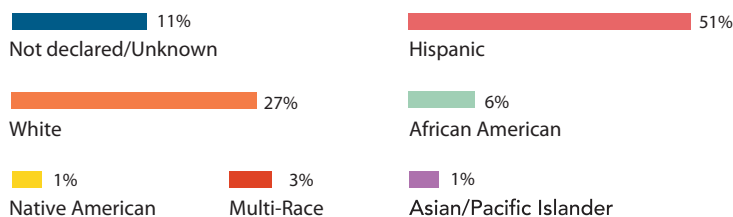
Age



Gender



Ethnicity



DEGREES AND CERTIFICATES AWARDED



Associate degrees



0

Certificates

JOB OUTLOOK (2013–2020)

| Kern County | 2013 Jobs | 2020 Jobs | Change | % Change | 2013 Median Hourly Wage |
|------------------------------------|--------------|--------------|--------|-------------|----------------------------|
| Probation Officers | 845 | 791 | 54 | 7% | \$34.02 |
| Police Patrol Officers | 1,403 | 1,542 | 139 | 10% | \$33.38 |
| Correctional Officers & Jailers | 4,287 | 4,720 | 433 | 10% | \$45.11 |

• The median hourly wage in Kern County is \$37.50 – compare to the state is \$0.10 more.
• Outlook job growth on these occupations is steadily growing in Kern County.

Sources

- ¹ Taft College Cognos IBM Database
- ² Economic Modeling Specialists, Inc. www.economicmodeling.com
- * May not reflect accurate # of students in the program as students change majors
- * Adding % of registered students for 2012-2013 will result in a duplicated registered count

