

West Kern Community College District Introduction to Trustee Areas

May 10, 2023

Dr. Justin Levitt
Vice-President, National Demographics Corporation

Election Systems

1. **“At Large”**
(The current system)
2. **“From Trustee Area” or “Residence” Trustee Areas**
3. **“By Trustee Area”**
(The new system)

The California Voting Rights Act
was written to specifically
encourage by-trustee area elections.

California Voting Rights Act (CVRA)

- ❑ Under the Federal Voting Rights Act (passed in 1965), a jurisdiction must fail 4 factual tests before it is in violation of the law.
- ❑ The California VRA makes it significantly easier for plaintiffs to force jurisdictions into “by-trustee area” election systems by arguably eliminating two of the US Supreme Court Gingles tests:
 - ~~❑ Can the protected class constitute the majority of a district?~~
 - ❑ Does the protected class vote as a bloc?
 - ❑ Do the voters who are not in the protected class vote in a bloc to defeat the preferred candidates of the protected class?
 - ~~❑ Do the “totality of circumstances” indicate race is a factor in elections?~~
- ❑ Liability is now arguably determined only by the presence of racially polarized voting

CVRA Impact

❑ Switched (or in the process of switching) as a result of CVRA:

- ❑ At least 275 school districts
- ❑ 36 Community College Districts
- ❑ 185 cities
- ❑ 1 County Board of Supervisors
- ❑ 53 water and other special districts.

❑ Cases So Far:

- ❑ Palmdale, Santa Clara and Santa Monica went to trial on the merits. Palmdale and Santa Clara lost. Santa Monica is awaiting a decision.
- ❑ Modesto and Palmdale each spent about \$1.8 million on their defense (in addition to the attorney fee awards in those cases).
- ❑ Santa Monica has spent an estimated \$7 million so far. Plaintiffs in Santa Monica requested \$22 million in legal fees after the original trial.

❑ Key settlements:

- ❑ Palmdale: \$4.7 million
 - ❑ Modesto: \$3 million
 - ❑ Highland: \$1.3 million
 - ❑ Anaheim: \$1.1 million
 - ❑ Whittier: \$1 million
 - ❑ Santa Barbara: \$600,000
 - ❑ Palm Desert: \$555,000
 - ❑ Tulare Hospital: \$500,000
 - ❑ Camarillo: \$233,000
 - ❑ Compton Unified: \$200,000
 - ❑ Madera Unified: about \$170,000
 - ❑ Hanford Joint Union Schools: \$118,000
 - ❑ Merced City: \$42,000
- ❑ An estimated \$18 million in total settlements and court awards so far.

Districting Process

Step	Description
Two Initial Hearings May 10 & June 14	Held prior to release of draft maps. Education and to solicit input on the composition of districts.
Release draft maps No later than July 5*	Maps must be posted at least 7 days prior to 3 rd hearing.
Two hearings on draft maps July 12 & August 9	Two meetings to discuss and revise the draft maps and to discuss the election sequence.
Map adoption September 13	Map adopted via resolution. Final map must be posted at least 7 days prior to adoption.

* Reflects an approximate date

Districting Rules and Criteria

Federal Laws

- ❑ Equal Population
- ❑ Federal Voting Rights Act
- ❑ No Racial Gerrymandering



Traditional Redistricting Principles

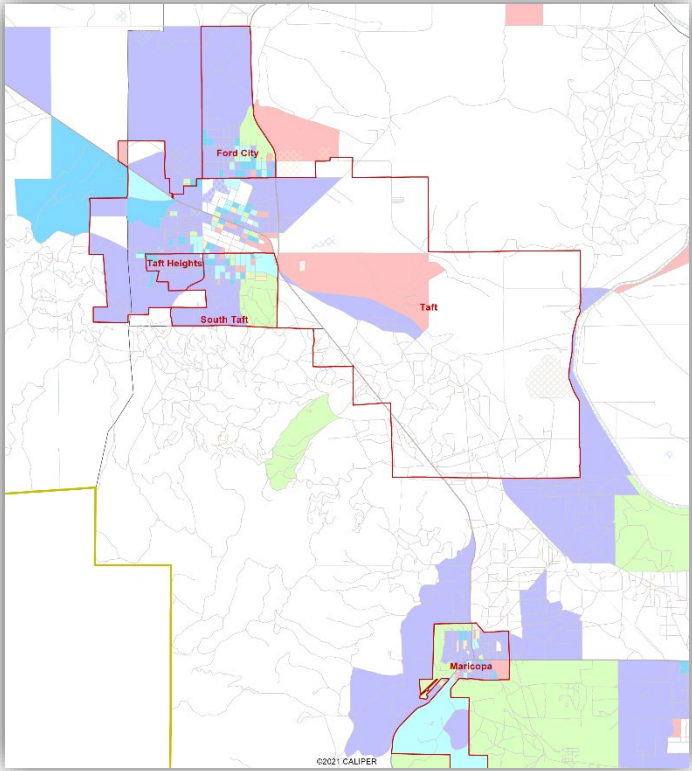
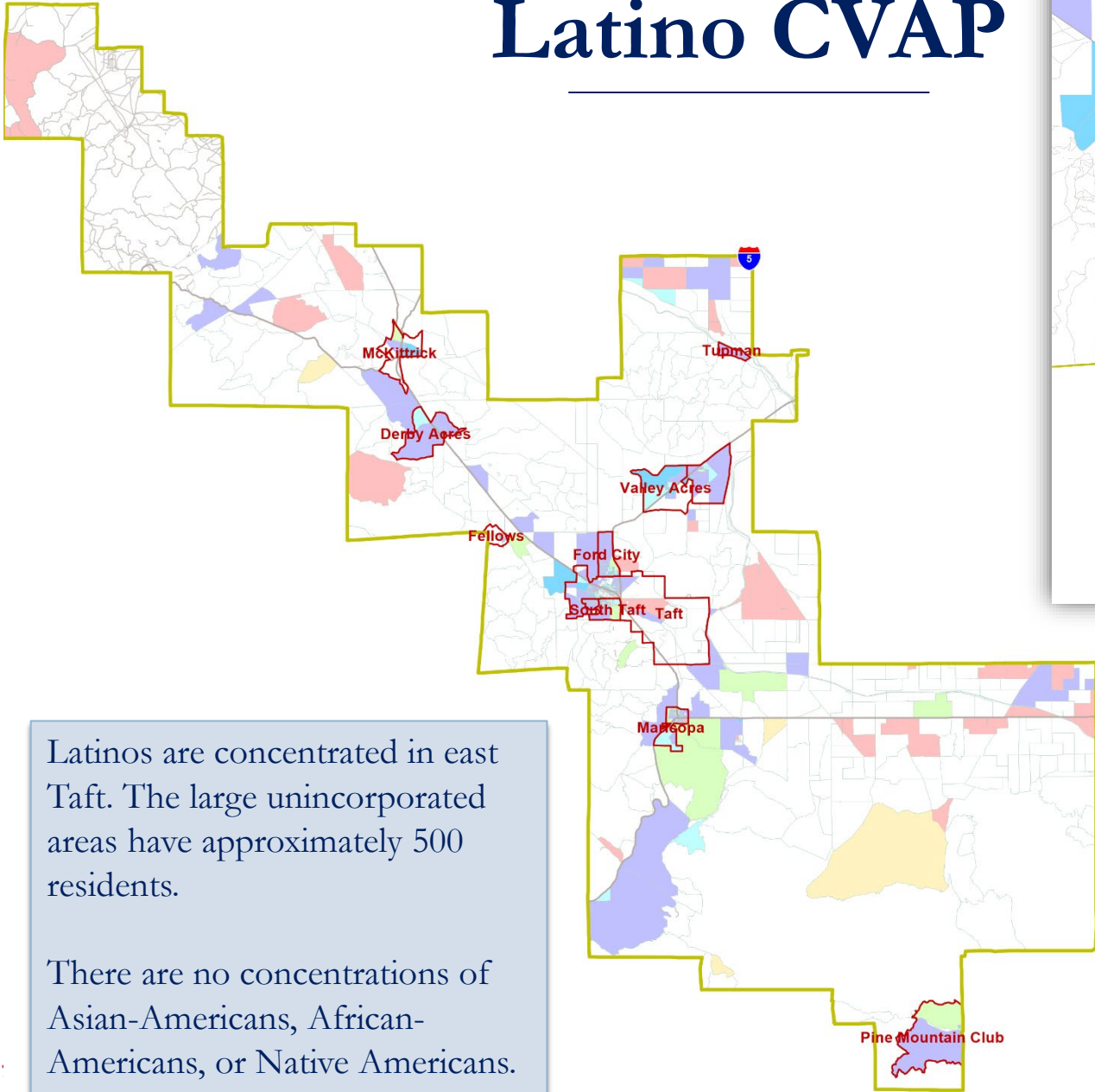
- ❑ Communities of interest
- ❑ Compact
- ❑ Contiguous
- ❑ Visible (Natural & man-made) boundaries
- ❑ Respect voters' choices / continuity in office
- ❑ Planned future growth

Demographic Summary

Each of the 5 trustee areas must contain about 3,891 residents

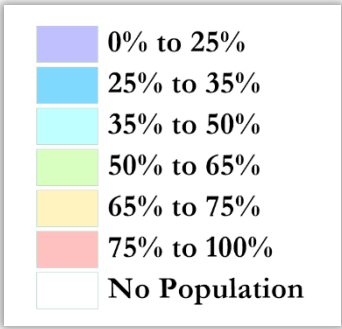
Category	Field	Total	Category	Field	Total
2020 Census	Total Population	19,455	Age	age0-19	32%
Total Pop.	Hispanic/Latino	44%		age20-60	51%
	NH White	49%		age60plus	17%
	NH Black	1%	Immigration	immigrants	14%
	NH Asian/Pac.Isl.	2%		naturalized	21%
	NH Native Amer.	3%	Language spoken at home	english	71%
Citizen Voting Age Pop	Total	12,533		spanish	27%
	Hisp	23%		asian-lang	1%
	NH White	71%		other lang	1%
	NH Black	2%	Language Fluency	Speaks Eng. "Less than Very Well"	14%
	Asian/Pac.Isl.	2%		Education (among those age 25+)	hs-grad
	Native Amer.	2%	bachelor		6%
Total	7,982	graduatedegree	2%		
Voter Registration (Nov 2020)	Latino est.	19%	Child in Household	child-under18	38%
	Spanish-Surnamed	18%	Pct of Pop. Age 16+	employed	53%
	Asian-Surnamed	1%		Household Income	income 0-25k
	Filipino-Surnamed	0%	income 25-50k		26%
	NH White est.	78%	income 50-75k		18%
	NH Black	1%	income 75-200k		25%
Total	5,711	income 200k-plus	3%		
Voter Turnout (Nov 2020)	Latino est.	15%	Housing Stats	single family	89%
	Spanish-Surnamed	15%		multi-family	11%
	Asian-Surnamed	1%		rented	48%
	Filipino-Surnamed	0%		owned	52%
	NH White est.	82%	Total population data from California's adjusted 2020 Census data. Citizen Voting Age Population, Age, Immigration, and other demographics from the 2016-2020 American Community Survey and Special Tabulation 5-year data. Turnout and Registration data from California Statewide Database. "Latino" figures calculated by NDC using Census Bureau's Latino undercount by surname estimate.		
	NH Black	1%			
Voter Turnout (Nov 2018)	Total	4,004			
	Latino est.	10%			
	Spanish-Surnamed	10%			
	Asian-Surnamed	1%			
	Filipino-Surnamed	0%			
	NH White est.	86%			
NH Black est.	1%				

Latino CVAP



Latinos are concentrated in east Taft. The large unincorporated areas have approximately 500 residents.

There are no concentrations of Asian-Americans, African-Americans, or Native Americans.



Defining Communities of Interest

1st Question: what defines your neighborhood/community of interest?

Examples of physical features defining a neighborhood boundary:

- Natural neighborhood dividing lines, such as highway or major roads, rivers, canals and/or hills
- Areas around parks
- Other neighborhood landmarks
- School attendance areas
- Specific housing types: historic, senior, mobile home, single family, multi-family
- Common issues or shared neighborhood organizations
- Shared demographic characteristics such as similar levels of income or education
- Similar business activities

2nd Question: should this area be included within a single district for purposes of its effective and fair representation, or would it benefit from a division giving it influence in multiple districts?



Public Hearing & Discussion

What is your community of interest and what are its boundaries?

Would you prefer your community of interest be in one trustee area or that it have multiple representatives on the Board?